

City of Wilmore

JESSAMINE COUNTY, KENTUCKY

- IN THE HEART OF THE BLUEGRASS -

HAROLD L. RAINWATER
Mayor


335 East Main Street
Wilmore, Kentucky 40390
(859) 858-4411
FAX (859) 858-3595
www.wilmore.org

PHYLLIS SALLEE
City Clerk

HAYLEY ELLIS, CPA
Finance Director


I certify I am the duly qualified City Clerk of the City of Wilmore, Kentucky, and the foregoing 4 pages of Ordinance No. 268-84 is a true, correct and complete copy duly adopted by the Wilmore City Commission at a duly convened meeting held on April 16, 1984, all as appears in the official records of said City.

WITNESS, my hand this 12th day of November, 2012.



Phyllis A. Sallee, City Clerk
City of Wilmore

RECEIVED AND FILED
DATE November 30, 2012

ALISON LUNDERGAN GRIMES
SECRETARY OF STATE
COMMONWEALTH OF KENTUCKY


ORDINANCE NO. 268-84

WHEREAS, it is the intention of the City of Wilmore to annex certain real property, which is unincorporated territory, into the city boundaries of the City of Wilmore; and

WHEREAS, the City of Wilmore desires to annex said property as in the best interests of the City of Wilmore; and

WHEREAS, the City of Wilmore, by and through its legislative body, has found as a fact that the criteria and conditions detailed in Kentucky Revised Statute 81A.410 exist; and

WHEREAS, said property is described as follows:

Beginning at a point, said point being the northeast corner of Lot 26 of Unit 3, Talbott Subdivision and being on the present corporate limits of the City of Wilmore, thence following the original boundary line of the Asbury College property known as "Hinkle Farm", as shown by Deed of Record in Deed Book 47, Page 334 for three (3) calls: N 23°38'11" E, 1,406.78' to a corner post; N 55°01'33" W, 1,814.21' to a corner post; and S 22°56'39" W, 495.21' to a corner post, said point being a common corner to Asbury College properties known as "Hinkle Farm" as aforementioned and "Poore Farm" as shown by Deed of Record in Deed Book 47, Page 462, thence following the original boundary line of the "Poore Farm" N 48°02'23" W, 549.52' to a point, said point being on the northeasterly boundary line of "Poore Farm" thence a new line across the "Poore Farm" S 46°29'48" W, 3,254.86' to a point in the center of KY-1268, said point being a northwesterly corner of the "Poore Farm" tract, thence with the original boundary line of the "Poore Farm" tract S 31°06'55" E, 38.86' to a point in the center of KY-1268, said point being on the southwesterly boundary line of the "Poore Farm" and being the northeasterly corner of the Asbury College Property known as "Woodard Farm" as shown by Deed of Record in Deed Book 113, Page 497, thence leaving center of KY-1268 and "Poore Farm" boundary line and following the original boundary line for two (2) calls: S 47°58'26" W, 1,916.75' to a point; and S 31°56'34" E, 1,411.02' to a point, said point being the common northerly corner of Lots 30 and 31 of the Asbury Estates, Unit 2 and said point being the existing corporate limits of the City of Wilmore, thence continuing with the original boundary line of "Woodard Farm" and existing corporate limit of City of Wilmore S 31°56'34" E, 771.3' to a point, said point being a common corner to the original corner of "Woodard Farm" and northerly common corner of Lots 21 and 23 of the Asbury Estates, Unit 2, thence continuing with existing City of Wilmore corporate limits being the original boundary line of "Woodard Farm" and Asbury Estates, Unit 2, N 56°21'52" E, 848.35' to a point, said point being the northerly corner of Crouse property which is a common corner to the northerly corner of Lot 13, Unit 2, Asbury Estates and southeasterly corner of "Woodard Farm", thence continuing with existing corporate limits and the original boundary of "Woodard Farm" for two (2) calls: N 31°21'49" W, 372.73' to a point; and N 60°55'14" E, 1,432.73' to a point, said point being on the center of KY-1268, thence continuing with existing corporate limits and center of KY-1268 for three (3) calls: N 38°18'50" W, 285.66' to a point; N 41°00'37" W, 400.46' to a point; N 43°27'46" W, 29.93' to a point, said point being a corner to the existing corporate limits and being an original corner to the Asbury College

property known as "Whitaker Farm" as shown by Deed of Record in Deed Book 47, Page 225, thence continuing with original northwesterly boundary line of "Whitaker Farm" which is the existing corporate limit of City of Wilmore to the northerly corner of "Whitaker Farm" which is a common corner to the westerly corner of the Asbury College property known as "Blackford Farm" as shown by Deed of Record in Deed Book 50, Page 374 and continuing with northwesterly boundary line of "Blackford Farm" for two (2) calls: N 41°01'22" E, 1,401.47'; and N 40°10'18" E, 375.54' to a point, said point being on the northwesterly boundary of "Blackford Farm" and a northwesterly corner of the existing corporate limits, thence continuing with the existing corporate limits across "Blackford Farm" S 70°10'42" E, 722.63' to a point in the westerly boundary of Talbott Subdivision, Unit 3, thence continuing with the boundary of Talbott Subdivision, Unit 3 and Asbury College property, said boundary being the existing corporate limits for four (4) calls: N 23°17'46" E, 201.27' to a point; S 69°59'24" E, 42.27' to a point; N 19°03'38" E, 169.29' to an iron pin; and S 70°10'42" E, 864.96' to an iron pin, said point being the point of Beginning, encompassing an area of 267.81 acres.

NOW THEREFORE, IT IS HEREBY ORDERED AND RESOLVED that the City of Wilmore proposes to annex, and shall annex upon completion of required procedure, the above described property according to the boundary and description herein given.

February 6, 1984
DATE

Harold L. Rainwater
HAROLD RAINWATER, MAYOR OF WILMORE

Colleen Brandenburg
ATTEST: COLLEEN BRANDENBURG,
WILMORE CITY CLERK

GIVEN SECOND READING AND DULY ADOPTED BY THE CITY COUNCIL AT A PROPERLY CONVENED MEETING HELD ON THE 16th.DAY OF April, 1984.

Harold L. Rainwater
HAROLD L. RAINWATER, MAYOR OF WILMORE

Colleen Brandenburg
ATTEST: COLLEEN BRANDENBURG
WILMORE CITY CLERK

785

WILMORE CITY COUNCIL
April 16, 1984

The Wilmore City Council met in regular session Monday night, April 16, 1984 at 5:00 p.m. with Mayor Harold L. Rainwater presiding. Councilmen present were Joyce Gillispie, Stan Wiggam, Leonard Fitch with Mayor Rainwater making the quorum. City Attorney Gullette was also present.

Councilman Wiggam led in prayer.

Minutes of April 2 were approved as distributed.

Councilman Wiggam made the motion, seconded by Councilman Fitch to pay the bills as presented. Motion carried.

Revenue received was reported as follows; Farmers Bank, Int. on CD4171 \$460.73; Farmers Bank, Int. on CD4172 \$737.17; First National Bank, Int. on CD #18040 \$457.24; First National Bank Int. on CD #18039 \$457.24; U S Treasury Revenue Sharing \$27,380.00; Commonwealth of Ky. Municipal Street Aid \$1,961.32; Commonwealth of Ky. Severance Tax \$182.44; Farmers Bank Int. on Cd #4174 \$229.87.

Peggy Garnaat presented the Quarterly Report for the Recreation Department.

Councilperson Joyce Gillispie reported on her trip to Frankfort concerning obtaining grant money for the City.

Richard Mayerick, attorney for Asbury College appeared before the Council requesting the annexation of 267.81 acres belonging to the College. Councilman Wiggam made the motion, seconded by Councilman Fitch to approve the second reading of Ordinance 268-84 annexing the 267.81 acres to the City. The vote was as follows: Wiggam, yes; Gillispie yes; Fitch, yes; Mayor Rainwater, making the quorum, yes. Motion carried. Ordinance to be in effect upon publication.

George Turner requested again that the City maintain Banta Lane. Mayor Rainwater stated that rock would be applied since the city has an easement for the sewer system.

The City received 2 bids for a police cruiser as follows: Keller Motor Co. \$10,745.00; Sutherland Chevrolet \$10,927.00. Councilman Wiggam made the motion to accept the low bid of \$10,745 from Keller Motor Company. Councilperson Gillispie seconded the motion. Motion carried.

Councilman Kroehler joined the Council meeting.

Doris Shennum representing the Community Service Center presented a proposal regarding community volunteer recognition dinner. Councilman Kroehler and Councilperson Gillispie to represent the Council on this committee.

John Horne, representing Asbury College appeared before the Council requesting a zone change from A-1 to R-1 for 34 acres of land located behind Talbott Subdivision #3 and fronting on Ky. Highway 1268. After much discussion the meeting was continued until Monday night, April 23, 1984 at 5:00 p.m. at which time the meeting would reconvene. This meeting to be advertised in the Jessamine Journal.

Merle Jackson appeared before the Council representing Mrs. Georgia Sweeney requesting either an annexation of her property on Jessamine Station Road located on the left side just over the railroad tracks or requesting water to be supplied. No action taken but tabled to next meeting.

Meeting concluded at 7:10 p.m. to be continued on April 23, 1984 at 5:00 p.m.

(over)

April 20, 1984

773

Dear Wilmore Resident:

I am writing to express my concern about our community's future development. As Wilmore residents, we are being forced to deal with the effects of the rapid growth of the Central Kentucky area. Lexington is eager to continue its race to attract as much commercial and residential development as possible. Sub-divisions already crowd the Fayette-Jessamine county lines on routes 27 and 68. Persons working in Lexington find Jessamine County an attractive place to live because of its closeness to the city, its lower tax rate and its rural setting. Thus, people sometimes refer to Jessamine County being a "bedroom" community of Lexington.

As a result of the area's growth:

- Jessamine County had to establish a planning and zoning commission to regulate the development and use of land.
- a by-pass for Nicholasville is planned to accomodate the increased traffic flow on route 27 which is due partly to the substantial residential development on the South end of Nicholasville.
- Nicholasville has had to build a new sewage treatment plant which has raised city residential sewer rates by 200 to 300% in order to pay the 2.5 million dollar bond issue required to build the plant.
- Jessamine County schools are overcrowded.
- County and City police forces have grown in size to handle the increasing population's need for added police protection.
- Additional County and City personnel have been added to handle the increased administrative, clerical and maintenance duties.

Our County is placed in the position of attempting to deal with the by-products of Lexington's growth process. And within our County, Nicholasville has taken the lead in annexing and rezoning land for residential purposes. There is a willingness in Nicholasville to supply the demand for housing for persons working in Lexington. It is one of the fastest growing cities in Kentucky. Due to that fact, Wilmore is finding that Nicholasville city limits are creeping ever closer to the outskirts of town. Thus, Wilmore is eager to annex as much of the immediately surrounding area into its city limits so that it may control the development of that area. These factors led the Wilmore City Council to decide to annex 250+ acres into the city limits at the Council's April 16, 1984 meeting. This land is owned by Asbury College and is zoned A-1 (Agriculture-1). Because the land is College owned, it will not generate any new taxes for the city.

On April 23, 1984 (day after tomorrow), the Wilmore City Council will meet again for the sole purpose of deciding whether or not to rezone 34 of those 250+ acres from A-1 to R-1. To rezone the 34 acres would allow for at least 73 single family building sites. When sold, the land will come onto the city's tax rolls.


What concerns me is that the Council is seriously considering the rezoning of the 34 acres in question even though

- there already exists approximately 70 acres of undeveloped, residentially zoned land within the city limits owned by Asbury College, Asbury Seminary and George Butler.
- the city sewer system is already at 70% capacity, if not more, and the development of 70 acres of residentially zoned property currently within the city limits will very likely meet if not exceed the present system's capacity.
- Federal monies to assist in various types of community development projects such as new sewer treatment plants are being cut back and residents may be faced with substantial rate increases when a new plant is required by the Federal Government.
- the Wilmore Elementary School is already using a gym locker room and storage rooms for offices and classrooms.
- the development of the Crosswoods subdivision is in full swing and elementary students living there attend the Wilmore School; Wilmore School enrollment will be going up even if there wasn't another house built within the city.
- according to school district figures, the development of the 34 acres in question would create a school tax deficit of approximately \$11,000. per year because the taxes generated would not offset the added costs of educating the new children.

Dealing with all of the issues related to planning and zoning is a relatively new experience for both our local and county governing bodies. The recent controversy which resulted over the Butler annexation and rezoning is a clear indication that our own City Council is not sufficiently experienced in these matters to adequately anticipate the consequences of their zoning decisions. In light of these and the other above factors, it makes sense to me that no additional land within the city limits should be rezoned from A-1 to residential use until the city services and the county school system observe and adjust to the impact of the development of the 70 acres of residentially zoned property already within the city limits.

I am writing to inform you of this issue and to encourage you to attend the City Council meeting scheduled for this coming Monday at 5 PM - April 23, 1984 at the Wilmore City Hall. The only way the City Council can know what you think about significant decisions such as this one is for you to inform them. Hope to see you there. Have a great Easter!

Cordially - Larry Sims 858-3021



Resolution No 18-2012

LIST OF PROPERTY OWNERS

Exhibit D

Ordinance No. 268-84

Information taken from PVA on 10-15-12

PVA Number	Property Owner Name & Address
012-00-00-061.00	ASBURY COLLEGE N LEXINGTON AVE WILMORE, KY 403900000
012-40-02-001.00	ASBURY COLLEGE N LEXINGTON AVE WILMORE KY 40390
012-40-02-002.00	WALKER DOUGLAS C & MARILYN 405 KINLAW DR WILMORE KY 40390
012-40-02-003.00	MARTIN CHRIS AND AMY 409 KINLAW DR WILMORE KY 40390
012-40-02-004.00	TEMPLE CHARLES W & BONNIE S 413 KINLAW DR WILMORE KY 403901073
012-40-02-005.00	JOHNS RONALD D AND NANCY W 417 KINLAW DR WILMORE KY 40390
012-40-02-006.00	BLAKENSHIP BRYAN P & STEPHANIE 421 KINLAW DRIVE WILMORE KY 40390

012-40-02-007.00	MCDAVID JAMES A AND AMIE 701 BRASHER STREET WILMORE KY 40390
012-40-02-008.00	FLENER NELSON BART AND CANDACE M 703 BRASHER STREET WILMORE KY 40390
012-40-02-009.00	ROYSTER MARK AND JACQUELINE F 705 BRASHER STREET WILMORE KY 40390
012-40-02-010.00	ASBURY COLLEGE 1 MACKLEM DRIVE WILMORE KY 40390
012-40-02-011.00	ASBURY COLLEGE 1 MACKLEM DRIVE WILMORE KY 40390
012-40-02-012.00	ELLIOTT MARK R AND DARLENE 711 BRASHER STREET WILMORE KY 40390
012-40-02-013.00	ASBURY COLLEGE 1 MACKLEM DRIVE WILMORE KY 40390
023-20-15-001.00	CROCKETT DAN E AND TANYA 608 BRASHER WILMORE KY 40390
023-20-15-002.00	JARRARD DALE & TERESA 502 KINLAW DR WILMORE KY 40390
023-20-15-003.00	MOORE ALAN W & CATHY M 504 KINLAW DR WILMORE KY 40390

023-20-15-004.00	HAHN CHRISTOPHER K & SHARON M 506 KINLAW DR WILMORE KY 40390
023-20-15-005.00	WORKMAN ROBERT A AND MARY ANN 508 KINLAW DR WILMORE KY 40390
023-20-15-006.00	SEAMANDS STEPHEN A & CAROL 510 KINLAW DR WILMORE KY 40390
023-20-15-007.00	COOK LOYD HAROLD & BETTIE S 512 KINLAW DR WILMORE KY 40390
023-20-15-008.00	MARTIN LEE R AND ANGELIA D 514 KINLAW DRIVE WILMORE KY 40390
023-20-15-009.00	WILBANKS R REED AND ANNE B 516 KINLAW DRIVE WILMORE KY 40390
023-20-04-001.00	STRAIT DANIEL H & SUSAN F 600 KINLAW DR WILMORE KY 40390
023-20-04-002.00	BARNES JOHN W & JANET L 602 KINLAW DR WILMORE KY 403901076
023-20-04-003.00	REZNIK RICHARD B & NANCY R 604 KINLAW DR WILMORE, KY 40390
023-20-04-004.00	COOPER LYNN G & ROSELYN M 606 KINLAW DR WILMORE, KY 40390

023-20-04-005.00	SALLEE ROBERT S SR & PHYLLIS A 608 KINLAW DR WILMORE KY 40390
023-20-04-010.00	MUNOZ DIANE 102 HUNTER CIRCLE WILMORE, KY 403901071
023-20-04-009.00	BLAKEMAN BUFORD T & RUBY C 100 HUNTER CIRCLE WILMORE, KY 403900000
023-20-04-019.00	HEMENOVER BRIAN W AND JERRI L 103 HAGER CT WILMORE, KY 403901068
023-20-04-020.00	CARLSTEDT DAVID J & SHAWN J 601 CORBITT DR WILMORE KY 403901062
023-20-04-008.00	YOST SCOTT AND HEATHER 701 E CORBITT DRIVE WILMORE KY 40390
023-20-04-007.00	DAWSON STEVEN HOWARD & MEGYN 703 E CORBITT DR WILMORE, KY 40390
023-20-04-006.00	D & J MITCHELL LLC 102 LAKE STREET NICHOLASVILLE KY 40356
023-20-02-005.00	FULLER CHARLES H & LYNNE COATES 600 E CORBITT DR WILMORE KY 40390
023-20-02-005.01	PETERS CAROLYN AND RANDY A 502 E CORBITT DR WILMORE KY 40390

023-20-02-004.00	LIFE THOMAS E & BRENDA G 602 E CORBITT DR WILMORE, KY 403901061
023-20-02-003.00	HARSTAD BONNIE JEANNE 700 E CORBITT DR WILMORE, KY 403561950
023-20-02-002.00	FEGAN HARRY W & BURNETTE L 702 CORBITT DR WILMORE KY 40390
023-20-02-001.00	VOIGTS MICHAEL C & SHERYL A 704 E CORBITT DR WILMORE KY 40390
023-20-01-002.00	CROUT ALBERT LEE III AND MICHELE L 800 E CORBITT DRIVE WILMORE KY 40390
023-20-01-001.00	CECIL DAVID P AND KORI 802 E CORBITT DR WILMORE KY 403900000
023-20-01-001.01	OSWALD JAMES W & REBECCA J 804 CORBITT DR WILMORE KY 40390
023-20-01-001.02	SMITH MICHAEL AND CHRISTINE 806 CORBITT DR WILMORE KY 40390
023-20-01-001.03	CROSS CARPENTRY LLC 2988 FOUR PINES DR LEXINGTON KY 40502
023-20-01-001.04	JAEGER DONALD L AND KAREN R 411 KENYON AVENUE WILMORE, KY 403900000

023-20-01-001.05	JAEGER DONALD L AND KAREN R 411 KENYON AVENUE WILMORE, KY 403900000
023-20-01-001.06	FOLSOM WESLEY H AND SUSAN V 405 TALBOTT DRIVE WILMORE, KY 403900000
023-20-16-001.00	HOLT JACKIE HORN 131 ANDERSON WAY WILMORE KY 40390
023-20-03-016.00	RIEL DAVID R AND DEBORAH J 813 CORBITT DRIVE WILMORE KY 40390
023-20-03-015.00	SEARLS DELMAR E AND LYNDEL 811 CORBITT DR WILMORE KY 40390
023-20-03-014.00	DESCOTEAUX WILLIAM R AND BONITA C 809 CORBITT DR WILMORE KY 40390
023-20-03-012.00	BRUMFIELD JAMES C & JANET C 807 CORBITT DR WILMORE KY 40390
023-20-03-013.00	LIVESAY ROBERT E JR AND ANNA KRISTINA 805 CORBITT DR WILMORE KY 40390
023-20-03-001.00	RICHARDSON RANDALL W & CARLA 803 E CORBITT DR WILMORE, KY 403900000
023-20-03-002.00	CLAYTON JASON W 801 E CORBITT DR WILMORE KY 40390

023-20-03-003.00	MOORE AUREOL V G 607 KINLAW DR WILMORE KY 40390
023-20-03-003.01	ASBURY COLLEGE N LEXINGTON AVE WILMORE, KY 40390
023-20-03-004.00	ROGERS G WAYNE & ALICE G 517 KINLAW DR WILMORE, KY 40390
023-20-03-005.00	HUGHES HARRY D AND HANNAH 513 KINLAW DRIVE WILMORE KY 40390
023-20-03-006.00	CRAIG WILLIAM E & CAROL D 515 KINLAW DR WILMORE KY 40390
023-20-03-007.00	ADAMS IDUS W & SHARON 511 KINLAW DRIVE WILMORE KY 403901075
023-20-03-008.00	DAPSON PETE J 509 KINLAW DR WILMORE KY 40390
023-20-03-009.00	HENDERSON MIKE AND MARTHA 507 KINLAW DRIVE WILMORE KY 40390
023-20-03-010.00	SWAIM PAUL J AND A JILL 505 KINLAW DRIVE WILMORE KY 40390
023-20-03-011.00	BALKCOM OTIS H AND JOY V 503 KINLAW DRIVE WILMORE KY 40390

012-40-03-001.00	HAMPTON BOBBY B AND ANGELA D 501 KINLAW DRIVEE WILMORE KY 40390
012-40-03-002.00	GREENBERG DANIEL M AND LAURA A 700 BRASHER WILMORE KY 40390
012-40-03-003.00	MEEK MARY F 102 CALLIS CIRCLE WILMORE KY 40390
012-40-03-004.00	YOST SCOTT A AND HEATHER E 701 CORBITT DR WILMORE KY 40390
012-40-03-005.00	SONTAG DWIGHT J AND ROBERTA P 106 CALLIS CIRCLE WILMORE KY 40390
012-40-03-006.00	BEATY PETER WADE AND CAROLYN JEAN 108 CALLIS WILMORE KY 40390
012-40-03-007.00	LONG FREDERICK AND SHANNON 110 CALLIS CIRCLE WILMORE KY 40390
012-40-03-008.00	CHANDA CHRIS AND REGINA 112 CALLIS CIRCLE WILMORE KY 40390
012-40-03-009.00	STAMPER BENJAMIN AND DANA 114 CALLIS CIRCLE WILMORE KY 40390
012-40-03-010.00	WALT JOHN DAVID AND TIFFANI 116 CALLIS CIRCLE WILMORE KY 40390

012-40-03-011.00	LAYTON TIMOTHY S AND JACQUELINE L 117 CALLIS CIRCLE WILMORE KY 40390
012-40-03-012.00	RHODES CARL 115 CALLIS CIRCLE WILMORE KY 40390
012-40-03-013.00	GATOBU ANNE K AND HARUN 113 CALLIS CIRCLE WILMORE KY 40390
012-40-03-014.00	BARREN MICHAEL AND BRENDA 111 CALLIS CIRCLE WILMORE KY 40390
012-40-03-015.00	OKESSON GREGG AND KIMBERLY 109 CALLIS CIRCLE WILMORE KY 40390
012-40-03-016.00	CATES PETER R 217 HERNDON RD WAYNESBORO GA 30830
012-40-03-017.00	NAPIER CRAIG A AND DEBORAH 105 CALLIS CIRCLE WILMORE KY 40390
012-40-03-018.00	BUTLER KRISSIE H AND MARK D 103 CALLIS CIRCLE WILMORE KY 40390
012-40-03-019.00	ASBURY COLLEGE 1 MACKLEM DR WILMORE KY 40390
023-20-03-030.00	ASBURY COLLEGE 1 MACKLEM DRIVE WILMORE KY 40390

023-20-03-029.00	ASBURY COLLEGE 1 MACKLEM DRIVE WILMORE KY 40390
023-20-03-028.00	ASBURY COLLEGE 1 MACKLEM DRIVE WILMORE KY 40390
023-20-03-027.00	ASBURY COLLEGE 1 MACKLEM DRIVE WILMORE KY 40390
023-20-03-026.00	ASBURY COLLEGE 1 MACKLEM DRIVE WILMORE KY 40390
023-20-03-025.00	ASBURY COLLEGE 1 MACKLEM DRIVE WILMORE KY 40390
023-20-03-024.00	ASBURY COLLEGE 1 MACKLEM DRIVE WILMORE KY 40390
023-20-03-023.00	ASBURY COLLEGE 1 MACKLEM DRIVE WILMORE KY 40390
023-20-03-022.00	JOLLY ROBERT L AND TONYA 118 ANDERSON WAY WILMORE KY 40390
023-20-03-021.00	HOWARD GARY E AND LAURA G 120 ANDERSON WAY WILMORE KY 40390
023-20-03-020.00	GILLILAND BRUCE AND LETITA 122 ANDERSON WAY WILMORE, KY 403900000

023-20-03-019.00	COPPEDGE JESSICA M 124 ANDERSON WAY WILMORE, KY 403900000
023-20-03-018.00	AKER BARBARA AND WADE MITCHELL 126 ANDERSON WAY WILMORE KY 40390
023-20-03-017.00	VAUGHAN JAMES W AND CAROLYN R 128 ANDERSON WAY WILMORE KY 40390
023-20-16-002.00	JONES KIMBERLY AND JACOB 129 ANDERSON WAY WILMORE, KY 403900000
023-20-16-003.00	YANG YING GUANG AND YANNAN CHEN 127 ANDERSON WAY WILMORE KY 40390
023-20-16-004.00	ASBURY COLLEGE N LEXINGTON AVE WILMORE, KY 403900000
023-20-16-005.00	BISH KEVIN E AND NICOLE R 123 ANDERSON WAY WILMORE KY 40390
023-20-16-006.00	ASBURY COLLEGE N LEXINGTON AVE WILMORE, KY 403900000
023-20-16-007.00	MILLER JOHN W AND NELLIE E 119 ANDERSON WAY WILMORE, KY 403900000
023-20-16-008.00	ASBURY COLLEGE 1 MACKLEM DRIVE WILMORE KY 40390

023-20-16-009.00	CRANE RICHARD W AND MARY ANN 106 ACADEMY DRIVE WILMORE KY 40390
023-20-16-010.00	HUNDLEY JONATHAN C AND JENNIFER L 113 ANDERSON WAY WILMORE KY 40390
023-20-16-011.00	MILLER DAVID C AND DANIELLE 111 ANDERSON WAY WILMORE KY 40390
023-20-16-012.00	SAMS JACKIE R AND DOMINIQUE C 109 ANDERSON WAY WILMORE KY 40390
023-20-16-013.00	SANFORD ROBERT M AND WENDY STEINBERG 107 ANDERSON WAY WILMORE KY 40390
023-20-16-014.00	ELMORE MARC EDWARD AND LORI CATHERINE 105 ANDERSON WAY WILMORE KY 40390

OVERSIZE MAP INCLUDED WITH
SUBMISSION.

To research the map, contact the
Office of Secretary of State
or the County Clerk.